



Annual Report
for
Nova Classical Academy

4098-07

2016-2017

CONTENTS

Introduction	3
School Enrollment	4
Governance and Management	6
Staffing	7
Finances	9
Academic Performance	10
Operational Performance	16
Innovative Practices and Implementation	17
Future Plans	18
Documentation of Implementation of Professional Development Plans for Unlicensed Administrators	18
Strategic Plan 2014-2018	19
Dissemination of Information to the Community	23

Annual Report on Curriculum, Instruction, and Student Achievement
Nova Classical Academy District #4098-07
2016-2017 School Year

INTRODUCTION

Mission Statement

In a supportive community and through a systematic, accelerated college-preparatory education in the classical tradition, Nova Classical Academy challenges its students to develop intellect, to attain the habits of learning and mastery, and to live a virtuous life of duty and ideals.

Profile

Nova Classical Academy was started by three parents who wanted a more rigorous education for their children. The school they founded was the first public school in Minnesota to offer a classical education where the students would not only learn subjects, but virtue as well. Most importantly, Nova was created to be a school where students are taught how to think and how to apply their knowledge in different situations.

Educational Philosophy

Nova Classical Academy seeks to form young adults who possess the moral virtues (Prudence, Justice, Fortitude, and Temperance) and the intellectual virtues (Wisdom, Understanding, and Science) as articulated in the western tradition in order that they may readily take up the responsibilities of adulthood.

Authorizer Information

Authorizer: Friends of Education

Authorizer Contact: Beth Topoluk, Executive Director

Authorizer Address: 200 East Lake Street, Wayzata, MN 55391

Authorizer Contact Duration: Expires June 30, 2022.

SCHOOL ENROLLMENT

Number of Students Enrolled

Nova began in the fall of 2003 with 166 students enrolled in Kindergarten through grade 6, with two sections of Kindergarten and one section each in grades 1 through 6. By the 2016-2017 school year, Nova has 940 students in Kindergarten through grade 12 and has four sections of Kindergarten, three sections of 1–8, and three sections of 9–12. Nova continues to have a long waiting list (913 students). Nova projects that for the 2017-18 school year, we will have 984 students as our Upper School attrition continues to improve.

Key Demographic Trends

Membership														
School Year	K	1	2	3	4	5	6	7	8	9	10	11	12	Total
2008	40	44	44	48	48	24	42	33	33	0	0	0	0	356
2009	40	44	44	48	48	48	52	51	32	0	0	0	0	407
2010	60	72	72	78	52	53	54	54	48	28	0	0	0	571
2011	60	72	72	78	78	52	54	54	53	37	21	0	0	631
2012	60	72	72	78	78	78	54	54	53	42	37	15	0	693
2013	80	78	78	78	78	78	81	81	81	50	36	32	15	846
2014	80	78	78	78	78	78	79	80	77	65	48	36	28	883
2015	80	78	77	78	79	76	80	78	78	69	52	41	32	898
2016*	78	78	76	78	78	78	78	78	78	69	69	42	41	921
2017**	78	76	78	78	76	78	78	78	77	73	64	66	40	940
Projected 2018	80	78	78	78	78	78	78	78	78	77	73	64	66	984

*Report gathered from enrollment on last day of school 6/7/16 and seniors last day 6/1/16.

** Report gathered on last day of school 6/9/17 and seniors last day 6/2/17.

Student attrition

	2008	2009	2010	2011	2012	2013	2014	2015	2016	2017
Attrition Rate	4%	8%	9%	11%	5%	3%	9%	10%	9%	3.8%

Student Attrition Rates, by grade														
	K	1	2	3	4	5	6	7	8	9	10	11	12	Total
2013	2	1	2	4	1	2	0	1	3	1	1	3	0	21
%	2.5%	1.3%	2.6%	5.1%	1.3%	2.6%	0%	1.3%	3.9%	1.8%	2.6%	9.7%	0%	2.5%
2014	1	5	5	1	5	5	4	4	6	27	6	3	2	74
%	1.3%	6.4%	6.4%	1.3%	6.4%	6.4%	5.1%	5.1%	7.7%	34.6%	10.9%	7.7%	6.7%	8.9%

2015	1	4	5	1	2	3	5	9	9	22	14	7	5	87
%	1.3%	5.1%	6.4%	1.3%	2.6%	3.8%	6.3%	11.3%	11.7%	33.8%	29.2%	19.4%	17.9%	9.9%
16-17	1	3	2	8	7	7	21	12	10	19	7	3	1	101
%	1.2%	3.9%	2.6%	10.2%	8.9%	8.9%	26.9%	15.3%	12.8%	26.0%	10.9%	4.5%	2.5%	9.0%
17-18	1	2	1	3	0	4	1	1	5	9	6	3	2	38
%	1.3%	2.6%	1.3%	3.8%	0.0%	5.1%	1.2%	1.2%	6.3%	11.5%	8.1%	4.5%	3.0%	3.8%

Student Attrition Note

Nova Classical Academy's administration, faculty, and staff have worked with the school's Board of Directors over the past two years to enhance the Upper School's academic program. Additional AP and College in the Schools courses has contributed to less attrition in the Upper School. In the fall of 2015 Nova's Upper School was recognized by U.S News and World Report as being the top high school in Minnesota. This was due to the exceptional results in AP and ACT tests as well as college acceptance rates. In August of 2017 Nova was recognized for exceptional performance in the Minnesota Comprehensive Assessment (MCA)'s, receiving recognition from SchoolDigger as Minnesota's #2 rated school in the state. Nova was the only high school in Minnesota to be recognized for having the highest possible rating in Graduation rates, achievement, student growth and evidence of closing the achievement gap between white students and students of color. Our upper school has seen a reduction in our attrition rates. We expect this trend to continue.

Demographic Information

	2008	2009	2010	2011	2012	2013	2014	2015	2016	2017
Free/Reduced Meals	15%	14%	14%	11.8%	13.8%	13.3%	12%	13%	11.9%	13.6%
Special Education Program	8%	8%	6.3%	6.3%	6.5%	7.2%	6.5%	6.8%	6.7%	5.4%
LEP	n/a	n/a	n/a	n/a	3.5%	2.0%	1.9%	3%	3.8%	3.7%
504 plans	n/a	n/a	n/a	n/a	2.2%	5.2%	6.3%	5%	4.8%	3.9%

State Aid Categories

	American Indian	Asian/Pacific	Hispanic	Black	White
2013	.01%	8.2%	3.6%	5.3%	72.1%
2014	.2%	9%	3%	6%	82%
2015	.4%	9.1%	3.5%	6%	81%
2016	.1%	9.4%	4.5%	5.9%	79.7%
2017	1.2%	11.8%	4.7%	6.4%	76.0%

Student Attendance Percentages

2009	2010	2011	2012	2013	2014	2015	2016	2017
------	------	------	------	------	------	------	------	------

94.7%	96.8%	96.3%	97.2%	95.5%	95.75%	95.48%	95.96%	95.95%
-------	-------	-------	-------	-------	--------	--------	--------	--------



GOVERNANCE AND MANAGEMENT

For the 2016-2017 School year Nova Classical Academy had eleven members on the Board of Directors. The 2017 Board Election was held in May 2017.

2016-2017 School Year Charter Public School Board

Name	Board Position	Group (if teacher, FF#)	Date Seated	Term Ends/ Ended	Phone Number	Board Member Training
Jason Belter	Director	Teacher, 432080	7/2013	6/2018	651.428.5185	12.14.2013
Adi Bharadwaj	Director	Community Member	7/2016	6/2018	847.219.7736	10.11.2014
Robin Cerio	Director Chair Elect	Parent	7/2016	6/2017 resigned	612-386-8157	8.09.2016
Joan Costello	Director	Community Member	7/2016	6/2019	651.690.9649	9.1.2016
Jeff Ellerd	Director/ Treasurer	Parent	7/2012	6/2019 resigned	651.290.2325	8.1.2012
Adam Flood	Director/ Treasurer	Parent	12/2016	6/2020	612.234.2321	2.28.2017
Karen Groppe	Director/ Chair	Parent	3/2016	6/2018	651.264.0119	8.7.2016
Dan Greenfield	Director	Parent	7/2013	6/2017 resigned	651.330.0479	12.14.2013
Claudia Gumbiner Hungs	Director	Parent	7/2014	6/2018	562.208.8422	10.11.2014
Becky Lund	Director	Teacher, 389883	7/2016	6/2019	651.295.2570	12.12.2016
Paul Mason	Director/ Chair- Elect	Parent	1/2014	6/2017	612.851.7740	12.14.2013
Laura Hobbs (Westrum)	Director/ Secretary	Teacher, 401216	7/2014	6/2017	952.223.1268	10.11.2014



STAFFING

Administrators

Name	File Folder Number	Assignment	Years Employed by the School	Left During 2016	Not Returning 2017
Mari Bergerson	234341	Upper School Principal	3	<input type="checkbox"/>	<input type="checkbox"/>
John Larson	483396	Director of Student Services	3	<input type="checkbox"/>	<input type="checkbox"/>
Brooke Tousignant	397890	Lower School Principal	2	<input type="checkbox"/>	<input type="checkbox"/>
Eric Williams	325422	Executive Director	2	<input type="checkbox"/>	X

Faculty

Name		File Folder Number	Assignment/ Subject	New in 2017	Left During 2017	Not Returning 2018
Anderson	Jeanie	437857	Music			
Antus	Ann	232120	Special Education			
Belter	Jason	432080	Science			
Bodenstab	Patricia	209167	First Grade			x
Brekke	Luke	393327	History			
Broen	Nancy	397048	History			
Byakweli	Claire	494863	Fourth Grade	x		
Burrows	Don	481868	Latin			
Conkle	Mark	450234	Math			
Conlin	Nicholas	476701	Spanish			
Corletto	Marlo	411665	Kindergarten			
Ferguson	Natalie	481866	Special Education			
Fleischhacker	Ben	462961	Special Education			x
Foat	Brandon	408188	History			
Garvin	Joshua	433596	Latin			
Gilbert	Patricia	450003	Fourth Grade	x		
Granoff	Matt	459227	Language Arts			x
Heuett (Buri)	Laura	441724	Fifth Grade			
Hobbs	Laura	401216	Fifth grade			x


Hoiland	Nicole	367504	Art			
Huizenga	Lindsay	475851	Special Education			x
Johnson	Diana	374011	Art	x		
Johnson	Melissa	462224	Latin			
Klinkner	Dana	475499	P.E.			
Knowles	Connie	398867	Reading Specialist			
Knudsen	Sara	397730	Kindergarten			
Koch-Laveen	Katherine	241186	Science	x		x
Konkin	Nelly	454587	Language Arts	x		
Krohn	Liz	484157	First Grade			
Larsen	Madeline	483397	First Grade	x		
Laugerman	Rita	418810	Math			
Lewine	Annie	458682	History			x
Long	Chad	410502	Third Grade			
Lund	Rebecca	389883	Second Grade			
Marchand	Maria	411039	Fourth Grade			
Martin	Hannah	462792	First Grade			x
Martin	Jonathan	446476	Physical Education			
McCarney	Margaret	456216	Language Arts			
McLarn	Kathleen	412625	Fifth Grade			
Nead	Diane	454523	Math	x		x
Nelson	Jamie	492840	Third Grade	x		
O'Hara	Brendan	473851	Language Arts			
O'Rourke	Kelly	321838	Reading Specialist			
Pelofske	Michael	436269	Science			
Petko	Robert	489381	Science	x		
Reynolds	Heidi	442587	Latin			
Rogge	Jennifer	467769	Kindergarten			
Rogers-Tanner	Sarah	476412	Third Grade	x		
Ross	Sasha	482825	Math			
Rovn	Christian	372404	Phys. Ed./Health			
Ruday	Diane	446587	Math			
Sexton	Ted	452355	Language Arts			
Shepard	Chris	466387	History			

Shultz	Jo	445885	Kindergarten			
Strand	Kimberly	425938	Science			
Taylor	Sarah	421853	Language Arts			
Taylor	Traci	398736	Second Grade			
Tschida	Katelyn	482458	ELL			
Tuma	Katie	290613	Art			
Urbrock	Rebecca	408803	Music			
Williams	Maura	479227	Latin	x		
Williams	Renae	396488	Music			
Zelinka Smith (Zelinka)	Regina	410775	Kindergarten			
Zinter	Rachel	406160	Math			

In addition to the licensed teachers listed above, Nova Classical Academy also employed approximately 20 Education Assistants and administrative and support personnel (Athletic Director, Activities Director, Assistant Business Manager, Enrollment and Communications Manager, Technology, Assessment & Transportation Manager, District Administrative Assistant, Lunch Coordinator, Building and Grounds Supervisor, Assistant Maintenance, two Office Managers, and Student Services Administrative Assistant).

Staff Retention Percentages

	2013	2014	2015	2016	2017
Faculty	90.7%	87.1%	94%	86%	86%
Educational Support	100%	47.8%	63.2%	71%	80%
Program Support	100%	87.5%	77.8%	100%	100%
Administration	100%	75%	54.5%	50%	75%
Total	94.5%	78%	71.9%	71.9%	85%



FINANCES

Nova ended the 2016-2017 fiscal year with a 29% audited fund balance. Nova anticipates that it will meet the goal of maintaining a fund balance of at least 20-25% for years to come.

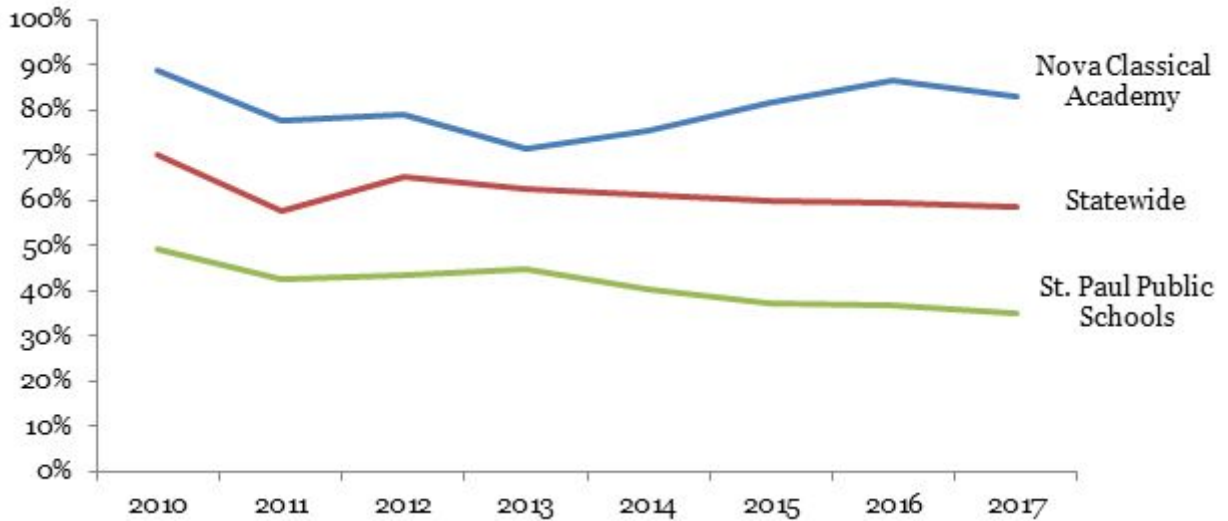


ACADEMIC PERFORMANCE

Nova Classical Academy administers the MCA examinations to all students in grades 3–8 and relevant high school students to measure math, reading, and science proficiency relative to Minnesota State Academic Standards over time.

Figure 7a

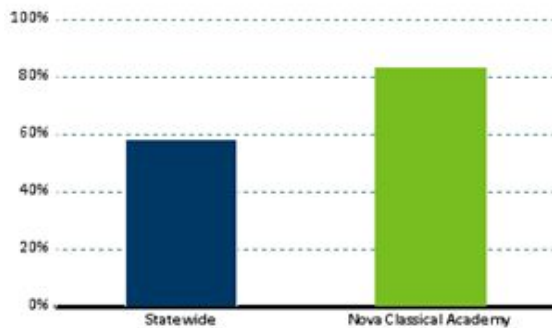
Trend in Student Math Proficiency 2010–2017 as Measured by MCA-II/III



Math proficiency at Nova Classical Academy exceeds state proficiency averages and has since 2006.

Summary Proficiency

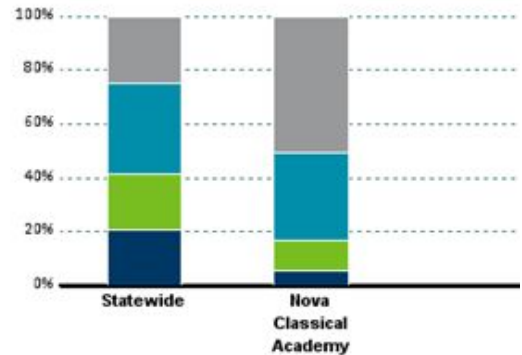
2017 Math MCA-III Grade All Grades



Organization	Percent Proficient	Number Tested
Statewide	58.6%	440,938
Nova Classical Academy	83.2%	529

Student Achievement Level

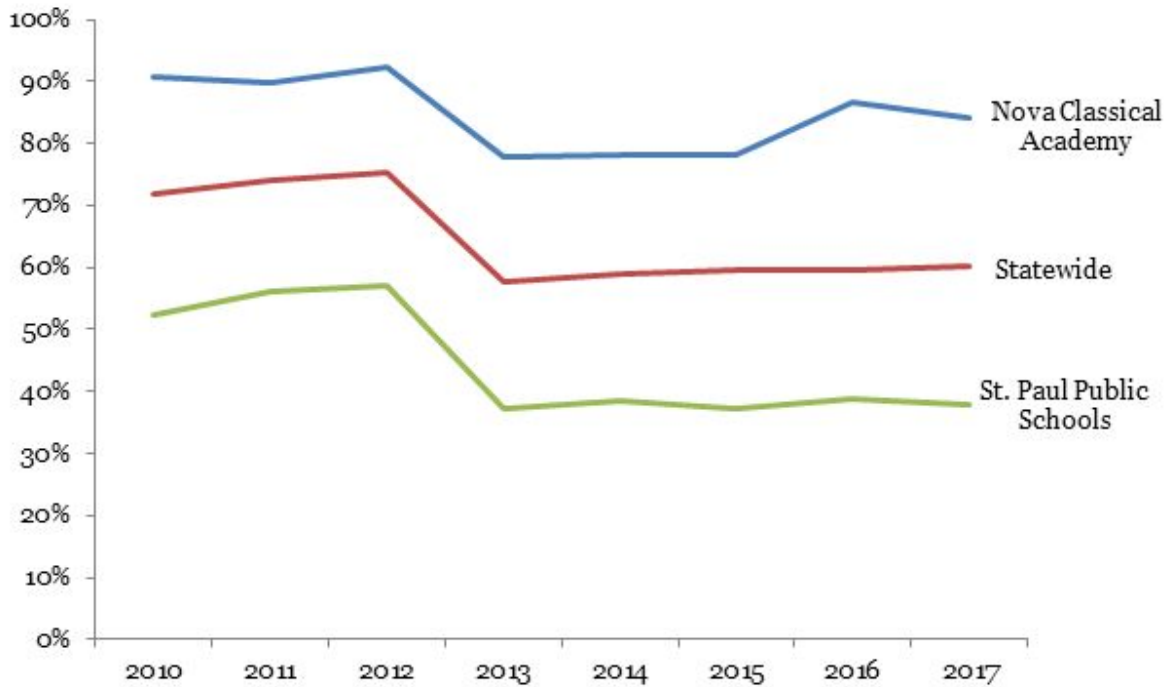
2017 Math MCA-III Grade All Grades



Measure	Exceeds	Meets	Partially Meets	Does Not Meet
Statewide				
Count	109,693	148,617	90,313	92,315
Percent	24.9%	33.7%	20.5%	20.9%
Nova Classical Academy				
Count	268	172	60	29
Percent	50.7%	32.5%	11.3%	5.5%

Figure 7b

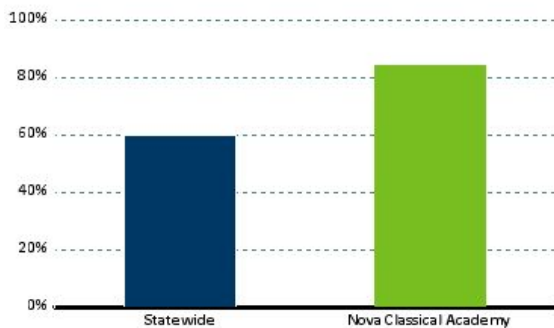
Trend in Student Reading Proficiency 2010–2017 as Measured by MCA-II/III



Reading proficiency at Nova Classical Academy exceeds state proficiency averages and has since 2006.

Summary Proficiency

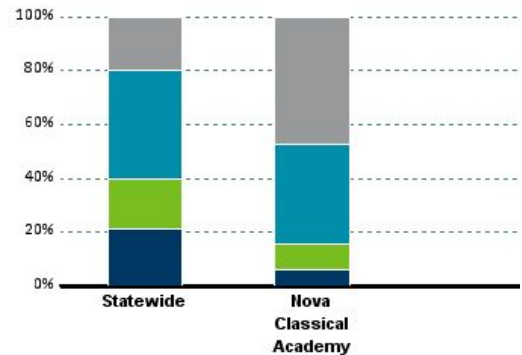
2017 Reading MCA-III Grade All Grades



Organization	Percent Proficient	Number Tested
Statewide	60.1%	444,812
Nova Classical Academy	84.3%	527

Student Achievement Level

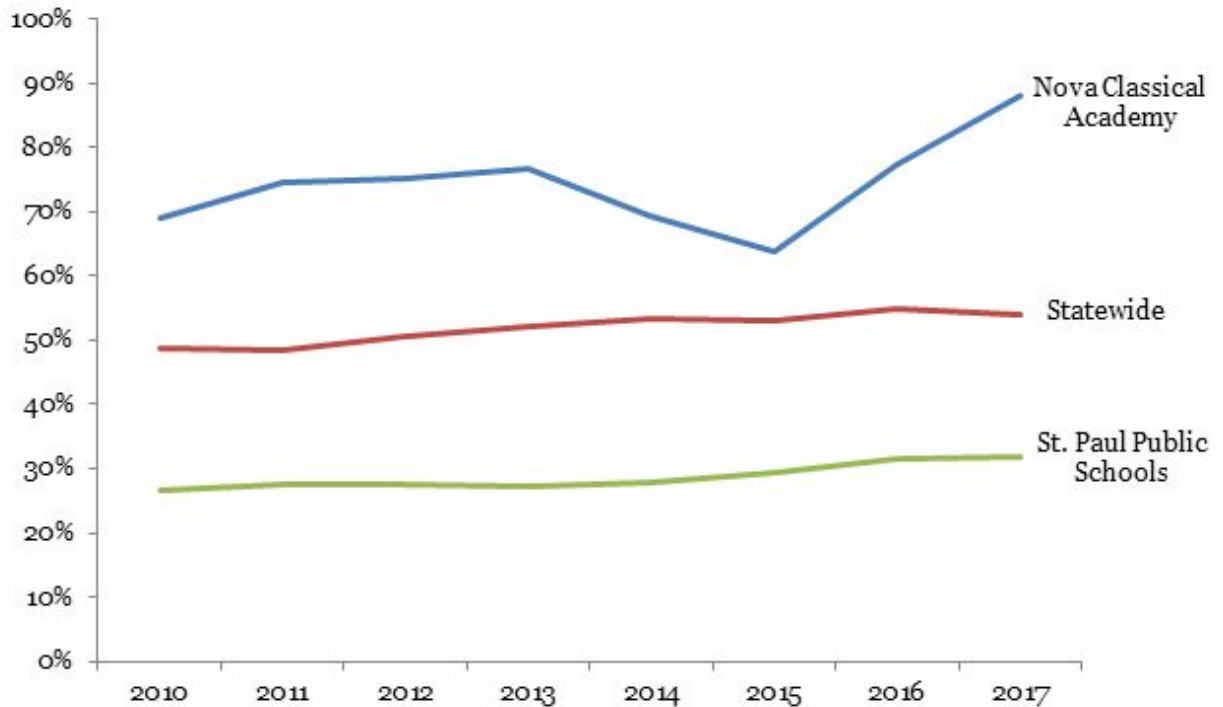
2017 Reading MCA-III Grade All Grades



Measure	Exceeds	Meets	Partially Meets	Does Not Meet
Statewide				
Count	87,660	179,645	83,257	94,250
Percent	19.7%	40.4%	18.7%	21.2%
Nova Classical Academy				
Count	249	195	51	32
Percent	47.2%	37.0%	9.7%	6.1%

Figure 7c

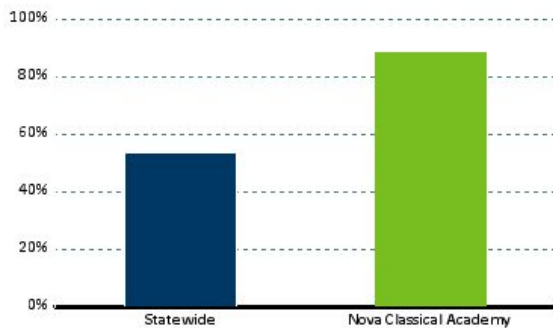
Trend in Student Science Proficiency 2010–2017 as Measured by MCA-II/III



Science proficiency at Nova Classical Academy exceeds state proficiency averages and has since 2006.

Summary Proficiency

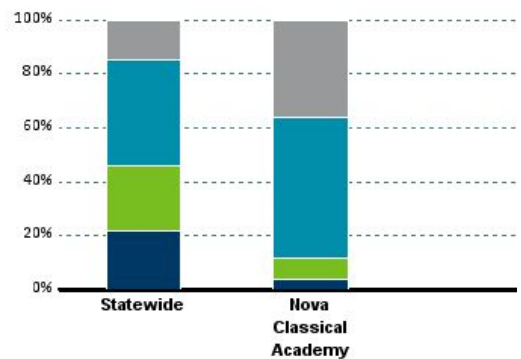
2017 Science MCA-III Grade All Grades



Organization	Percent Proficient	Number Tested
Statewide	53.9%	184,205
Nova Classical Academy	88.1%	226

Student Achievement Level

2017 Science MCA-III Grade All Grades



Measure	Exceeds	Meets	Partially Meets	Does Not Meet
Statewide				
Count	27,126	72,151	44,361	40,567
Percent	14.7%	39.2%	24.1%	22.0%
Nova Classical Academy				
Count	82	117	18	9
Percent	36.3%	51.8%	8.0%	4.0%

ACT Aspire Data

Each spring Nova tests and benchmarks students in grades 3–10 using the ACT Aspire suite of assessments. This includes tests in English, Reading, Writing, Mathematics, and Science. Data is used to track individual student growth and target grade-level program initiatives. The ACT Aspire tests were first used in the Spring of 2017.



AIMSWEB Data

Students in grades K–5 are assessed three times per year on their reading levels using the AIMSWeb test. These assessments are used internally for reading instruction group placement as well as highlighting areas for improvement for students.

Reading Well by Third Grade Plan Submission and Data Report

This report contains the information submitted to the Minnesota Department of Education
by the district or charter school for the school year listed.

District Name 4098-07 Nova Classical Academy
School Year 2017
Submission Status SUBMITTED

Contact Information

Submitter Name Brooke M Tousignant
Submitter Title Lower School Principal
Submitter E-Mail btousignant@novaclassical.org
Submitter Phone Number 651-209-6320 Ext. 401

Local Literacy Plan

Plan File Name -3224986506554050298_2017_Nova Classical Academy_4098_07_Local Literacy Plan 17-18 FINAL.pdf
Plan Hyperlink

Description of district's efforts to screen and identify dyslexia

-Monitoring classroom progress -AIMS Web progress monitoring (Intervention/Screenner): Monitoring reading fluency -PRESS (Intervention/Screenner): Monitoring individual student progress and growth. This instruction is diagnostic/prescriptive, direct, explicit, sequential, multi-sensory. -Response-To-Intervention: monitoring student progress and discussing possible SpEd evaluation. Family/School Communication. -Special Education Assessments: Word Identification, Reading Fluency and Comprehension

Description of district's efforts to screen and identify convergence insufficiency disorder

The school will collaborate with teachers and families if a child states that they experience any of the symptoms as they relate to a possibility of this disorder. Information will be shared with parent(s) for possible further screening by the family's eye health professional. The school will collaborate with families on providing necessary supports for the student should they be diagnosed with convergence insufficiency disorder. Staff will be provided inservice at the beginning of the year.

Summary Report of Local Assessments

This report contains a summary of the assessments used within the district as reported for this reporting year.

District Name Nova Classical Academy
Report Year 2017

Assessment Summary

Assessment Name	Publisher	Measures	Tiers	Purposes	Grades
Developmental Reading Assessment	DRA_Pearson	Multiple Measures	Tier 1	Progress Monitoring	1, 2, 3
Letter Sound Fluency	AIMSweb_Pearson	Letter Sound Correspondence	Tier 1	Progress Monitoring, Screening	KG
MCA	Other	Multiple Measures	Tier 1	Progress Monitoring	3
R-CBM (Oral Reading)(AIMSweb)	AIMSweb_Pearson	Oral Reading Fluency	Tier 1	Progress Monitoring, Screening	KG, 1, 2, 3

Assessment Norms Report

This report contains the grade-level expectations for each assessment used within the district as reported for this reporting year.

District Name Nova Classical Academy
Report Year 2017

Assessment Norms

Assessment Name	Time of Year	Measures	Grade	Cut Score
Developmental Reading Assessment	SPRING	Multiple Measures (if two or more of the measures)	Grade 1	18 Reading Level
Developmental Reading Assessment	SPRING	Multiple Measures (if two or more of the measures)	Grade 2	28 Reading Level
Developmental Reading Assessment	SPRING	Multiple Measures (if two or more of the measures)	Grade 3	38 Reading Level
Source of Norms: Internal cutoff score. We also monitor students that have less than a 10pt increase over the course of the year to determine interventions for the following school year.				
Letter Sound Fluency	SPRING	Letter Sound Correspondence	KG	29 Sounds Correct
Source of Norms: 25th Percentile AIMS National Norms				
MCA	SPRING	Multiple Measures (if two or more of the measures)	Grade 3	350 Scale Score
Source of Norms: MN State Standards				
R-CBM (Oral Reading)(AIMSweb)	SPRING	Oral Reading Fluency	KG	6 Words Correct Per Minute
R-CBM (Oral Reading)(AIMSweb)	SPRING	Oral Reading Fluency	Grade 1	40 Words Correct Per Minute
R-CBM (Oral Reading)(AIMSweb)	SPRING	Oral Reading Fluency	Grade 2	82 Words Correct Per Minute
R-CBM (Oral Reading)(AIMSweb)	SPRING	Oral Reading Fluency	Grade 3	98 Words Correct Per Minute
Source of Norms: AIMS Web 25th Percentile National Norms				

District Student Data Report

This report contains a summary of the student data for each assessment across all schools within the district as reported for this reporting year.

District Name Nova Classical Academy
Report Year 2017

District Student Data by Assessment and Grade

Assessment Name	KG			Grade 1			Grade 2			Grade 3		
	Students Proficient	Students Tested	Percent Proficient	Students Proficient	Students Tested	Percent Proficient	Students Proficient	Students Tested	Percent Proficient	Students Proficient	Students Tested	Percent Proficient
Developmental Reading Assessment				62	75	82.7%	62	78	79.5%	70	78	89.7%
Letter Sound Fluency	71	75	94.7%									
MCA										54	78	69.2%
R-CBM (Oral Reading)(AIMSweb)	62	75	82.7%	69	74	93.2%	72	78	92.3%	75	78	96.2%

School Student Data Report

This report contains a summary of the student data for each assessment in this school as reported for this reporting year.

School Name Nova Classical Academy Lower School
District Name Nova Classical Academy
Report Year 2017

School Student Data by Assessment and Grade

Component Measurement Assessment Name	KG			Grade 1			Grade 2			Grade 3		
	Students Proficient	Students Tested	Percent Proficient	Students Proficient	Students Tested	Percent Proficient	Students Proficient	Students Tested	Percent Proficient	Students Proficient	Students Tested	Percent Proficient
Letter Sound Correspondence												
Letter Sound Fluency	71	75	94.7%									
Multiple Measures												
Developmental Reading Assessment				62	75	82.7%	62	78	79.5%	70	78	89.7%
MCA										54	78	69.2%
Oral Reading Fluency												
R-CBM (Oral Reading)(AIMSweb)	62	75	82.7%	69	74	93.2%	72	78	92.3%	75	78	96.2%



OPERATIONAL PERFORMANCE

Reporting Requirements

Nova Classical Academy submitted all reporting documents (MARSS, EDRS, Compliance) in a timely manner to MDE.



INNOVATIVE PRACTICES & IMPLEMENTATION

Charter schools were created to develop innovative educational practices, stabilize them, and pass those learnings on to mainstream schools for improvement. Nova continues in this tradition by building competence in our classical mission. In 2016-2017 this mission was advanced in two ways:

- Promote and support implementation of Data Driven Instruction in both the upper and lower school.
- Classical 101 training for all faculty during professional in-service time throughout the year. This year's theme is Didactic practice at the Grammar, Logic and Rhetoric Schools.
- Classical Education Certification: This program, created at Nova, trains new teachers in the strategies and philosophy of classical education. Nova's new teachers (for whom the full-year course is a requirement) attended a revised program which emphasized both technical elements of classical education as well as research-based components. The program meets twice per month all year for two-hour sessions at night.

Academic Goals for 2017-2018

Lower School Goals

1. The proficiency gap between the Non-Free or Reduced Lunch scholars and the Free or Reduced scholars enrolled October 1 in grades 3-5 at Nova Classical Academy Lower School using all state **Math** accountability tests (MCA and MTAS) will decrease from 11.5% in 2017 to 8.9% in 2018 by increasing the proficiency rate of the groups as follows:
 - A. Non-Free or Reduced Lunch scholars from 83.4% in 2017 to 83.9% in 2018 and
 - B. Free or Reduced scholars from 71.9% in 2017 to 75% in 2018.
2. The proficiency gap between the Non-Free or Reduced Lunch scholars and the Free or Reduced scholars enrolled October 1 in grades 3-5 at Nova Classical Academy Lower School using all state **Reading** accountability tests (MCA and MTAS) will decrease from 14.4% in 2017 to 10.5% in 2018 by increasing the proficiency rate of the groups as follows:
 - A. Non-Free or Reduced Lunch scholars from 80% in 2017 to 80.5% in 2018 and
 - B. Free or Reduced scholars from 65.6% in 2017 to 70% in 2018.

Upper School Goals

1. The proficiency gap between the Non-Free or Reduced Lunch scholars and the Free or Reduced scholars enrolled October 1 in grades 6-8, 11 at Nova Classical Academy Upper School using all state **Math** accountability tests (MCA and MTAS) will decrease from 25.4% in 2017 to 22.8% in 2018 by increasing the proficiency rate of the groups as follows:
 - A. Non-Free or Reduced Lunch scholars from 87.1% in 2017 to 87.4% in 2018 and
 - B. Free or Reduced scholars from 61.7% in 2017 to 64.6% in 2018.

2. The proficiency gap between the Non-Free or Reduced Lunch scholars and the Free or Reduced scholars enrolled October 1 in grades 6,8,10 at Nova Classical Academy Upper School using all state **Reading** accountability tests (MCA and MTAS) will decrease from 21.9% in 2017 to 18.7% by increasing the proficiency rate of the groups as follows:
 - A. Non-Free or Reduced Lunch scholars from 91.6% in 2017 to 91.7% in 2018 and
 - B. Free or Reduced scholars from 69.7% in 2017 to 73% in 2018.

FUTURE PLANS

Nova Classical Academy's goals for the 2017-18 school year include the academic goals as outlined in this report; maintaining enrollment capacity in all grades; increasing workplace staff satisfaction and continual review mandatory, legal, and recommended policies to improve organizational structure and efficiency.

1. Nova Classical Academy has received approval from the City of St. Paul to begin construction on a competitive artificial turf field. The project completion date is the end of October 2017. The addition of this will significantly enhance the physical education instructional space, recess opportunities, and the programming for the athletic programs. The funding for this project was received from the refunding of lease revenue bonds in 2016.
2. Work at the Upper School will be to continue adding College in the Schools (CIS) course offerings, AP-approved courses, and improving school-life balance for students, and working to grow the student population to capacity.

DOCUMENTATION OF IMPLEMENTATION OF PROFESSIONAL DEVELOPMENT PLANS FOR UNLICENSED ADMINISTRATORS

In 2016–2017, Nova Classical Academy employed no unlicensed Administrators.



STRATEGIC PLAN 2017-2022

In 2016–2017, Nova Classical Academy reestablished its strategic priorities for the 2017-2022 period. These are as follows:

1. Develop and articulate a comprehensive five year facility plan
2. Create a professional development plan that aligns with the classical curriculum and pedagogy
3. Clearly and consistently align all decisions, programming and activities with Nova's mission
4. Provide a classical education that is accessible to all student ability levels
5. Successfully engage students in stewardship and community in part by drawing upon the examples set by other top performing schools
6. Promote and encourage a joyful learning community for all students, staff, and families
7. Develop a comprehensive staff retention plan.

The Board and administrative team are currently defining the detailed steps to address these priorities.

DISSEMINATION OF INFORMATION TO THE COMMUNITY

Community Reporter

We distribute 13,000 papers to every residence in the West End, downtown apartments and condos, businesses in the West End and some downtown and some West Side. [55101, 55102 and 55116.] The website had a live pdf of the current issue and archives for the last 12 years. Access is also available through a Facebook page.

VILLAGER

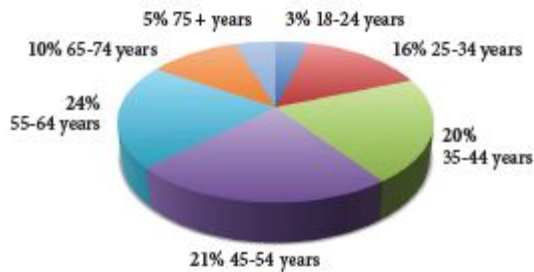
Newspaper Advertising Rate Card Effective January 1, 2017

Reader Demographics*

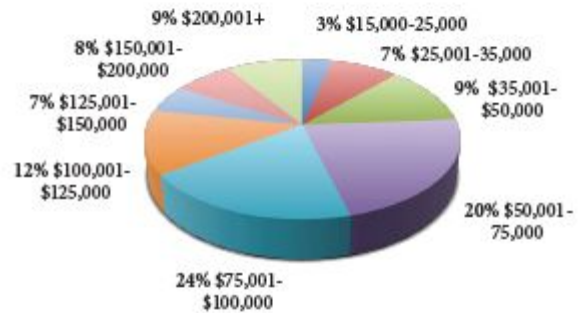
Readership: 104,000

Circulation: 60,000

AGE



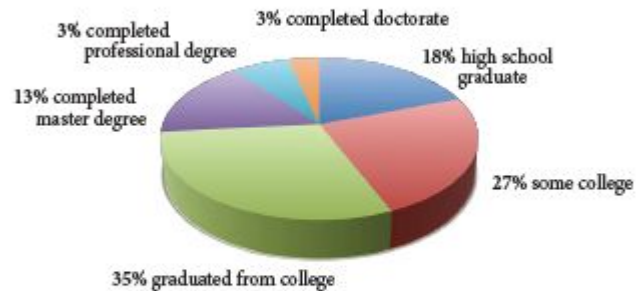
HOUSEHOLD INCOME



GENDER



EDUCATION



*2016 Survey by the Circulation Verification Council

Villager Communications Inc • 757 Snelling Ave S • Saint Paul MN 55116-2296
651-699-1462 • F: 651-699-6501 • displayads@myvillager.com [f](#) TheVillagerMN [in](#) Villager Newspaper



Great Thought Inspiring Great Thinkers

Intellect, Character, and Ideals in the Classical Tradition

Public
Charter School

Tuition-Free

Classical
Curriculum

Rigorous,
Accelerated
Program



NOVA CLASSICAL ACADEMY

1455 Victoria Way, Saint Paul, MN 55102 | 651.209.6320 | www.novaclassical.org



Great Thought Inspiring Great Thinkers

Intellect, Character, and Ideals
in the Classical Tradition

Public
Charter School

Tuition-Free

Classical
Curriculum

Rigorous,
Accelerated
Program



NOVA CLASSICAL ACADEMY

1455 Victoria Way Saint Paul, MN 55102 651.209.6320
www.novaclassical.org